

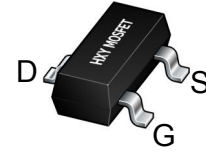


Description

The BSS84 uses advanced trench technology and design to provide excellent $R_{DS(ON)}$ with low gate charge. It can be used in a wide variety of applications.

General Features

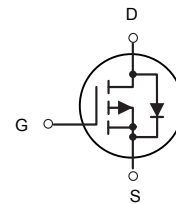
- $V_{DS} = -50V, I_D = -0.13A$
- $R_{DS(ON)} < 5 \Omega @ V_{GS} = -10V$
- $R_{DS(ON)} < 6 \Omega @ V_{GS} = -4.5V$



SOT-23

Application

- Power switching application
- Hard switched and high frequency circuits
- DC-DC converter



P-Channel MOSFET

Package Marking and Ordering Information

Product ID	Pack	Marking	Qty(PCS)
BSS84	SOT-23	B84	3000

Absolute Maximum Ratings ($T_A = 25^\circ C$ unless otherwise noted)

Parameter	Symbol	Limit	Unit
Drain-Source Voltage	V_{DS}	-50	V
Gate-Source Voltage	V_{GS}	± 20	V
Drain Current-Continuous	I_D	-0.13	A
Pulsed Drain Current	I_{DM}	-0.5	A
Maximum Power Dissipation	P_D	0.35	W
Operating Junction and Storage Temperature Range	T_J, T_{STG}	-55 To 150	$^\circ C$
Thermal Resistance ,Junction-to-Ambient ^(Note 2)	$R_{\theta JA}$	62.5	$^\circ C/W$



Electrical Characteristics (Ta=25°C unless otherwise specified)

Symbol	Parameter	Test conditions	Min	Typ	Max	Unit
Static						
$V_{(BR)DSS}$	Drain-source breakdown voltage	$V_{GS}=0, I_D=250\mu A$	-50			V
$V_{GS(th)}$	Gate threshold voltage	$V_{DS}=V_{GS}, I_D=-250\mu A$	-0.8		-2.0	V
I_{GSS}	Gate-body leakage current	$V_{DS}=0, V_{GS}=\pm 10V$			± 10	μA
I_{DSS}	Zero gate voltage drain current	$V_{DS}=-50V, V_{GS}=0V$			-10	μA
		$V_{DS}=-40V, V_{GS}=0V$			-100	nA
$R_{DS(on)}$	Drain-source on-resistance ^a	$V_{GS}=-10V, I_D=-0.13A$		2	5	Ω
		$V_{GS}=-4.5V, I_D=-0.13A$		2.5	6	Ω
g_{FS}	Forward transconductance ^a	$V_{DS}=-25V, I_D=-0.13A$	50			mS
V_{SD}	Diode forward voltage	$I_S=-0.13A, V_{GS}=0V$			-1.0	V
Dynamic						
C_{iss}	Input capacitance	$V_{DS}=-25V, V_{GS}=0V, f=1MHz$		25		pF
C_{oss}	Output capacitance			15		
C_{rss}	Reverse transfer capacitance ^b			3.5		
Switching^b						
$t_{d(on)}$	Turn-on delay time	$V_{GS}=-10V, V_{DS}=-15V$ $I_D=-200mA, R_{GEN}=25\Omega$		16.7		nS
t_r	Rise time			8.6		
$t_{d(off)}$	Turn-off delay time			17.9		
t_f	Fall time			5.3		

Notes :

a. Pulse Test : Pulse width $\leq 300\mu s$, duty cycle $\leq 2\%$.

b. Guaranteed by design, not subject to producing.



Typical Characteristics

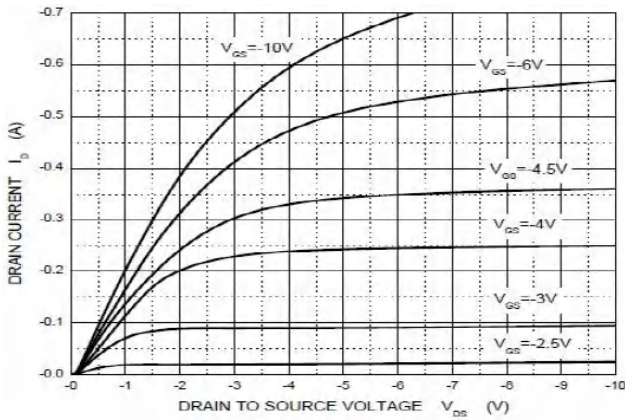


Figure1. Output Characteristics

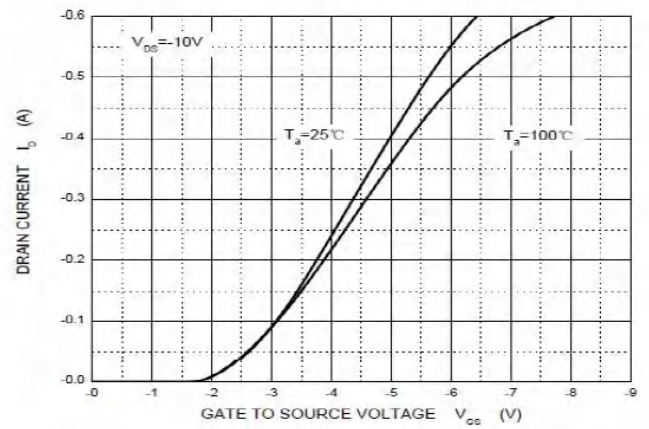


Figure2. Transfer Characteristics

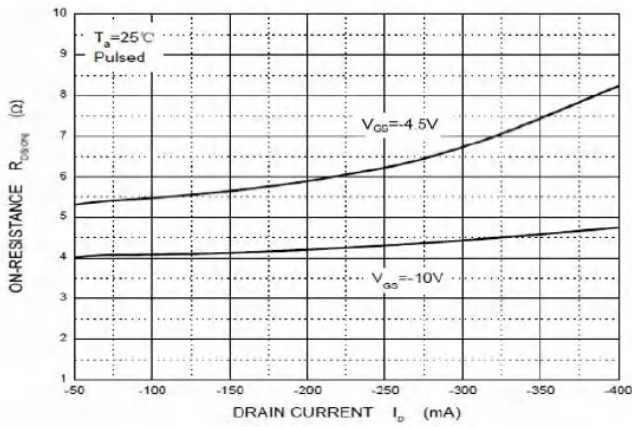


Figure3. Drain-Source on Resistance

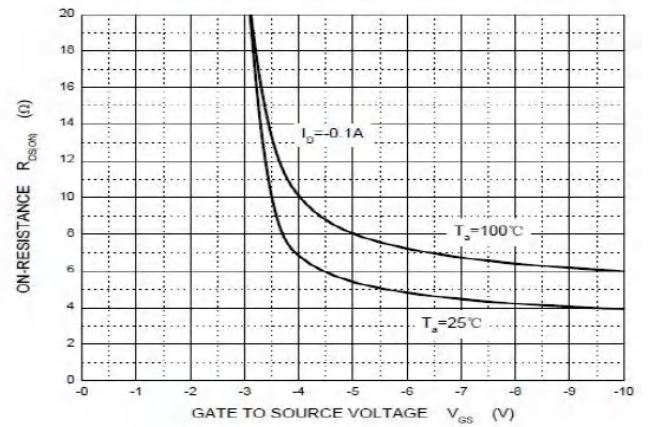


Figure4. Drain-Source on Resistance

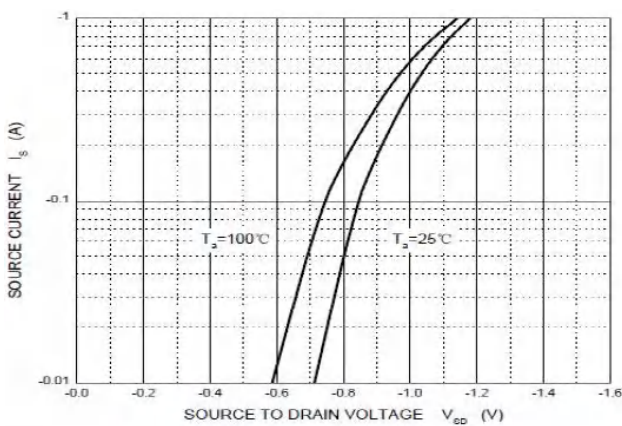


Figure5. Diode Forward Voltage vs. current

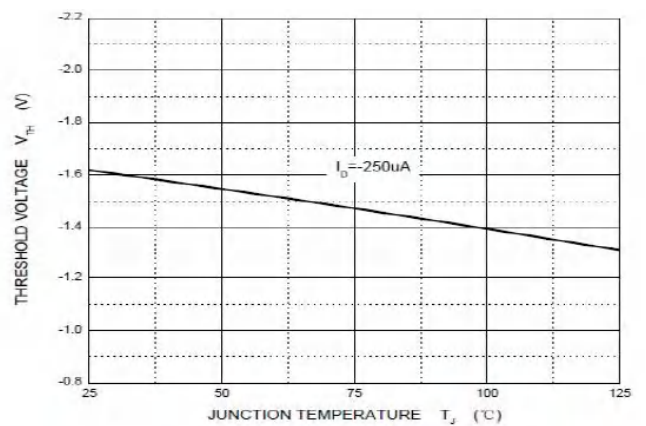
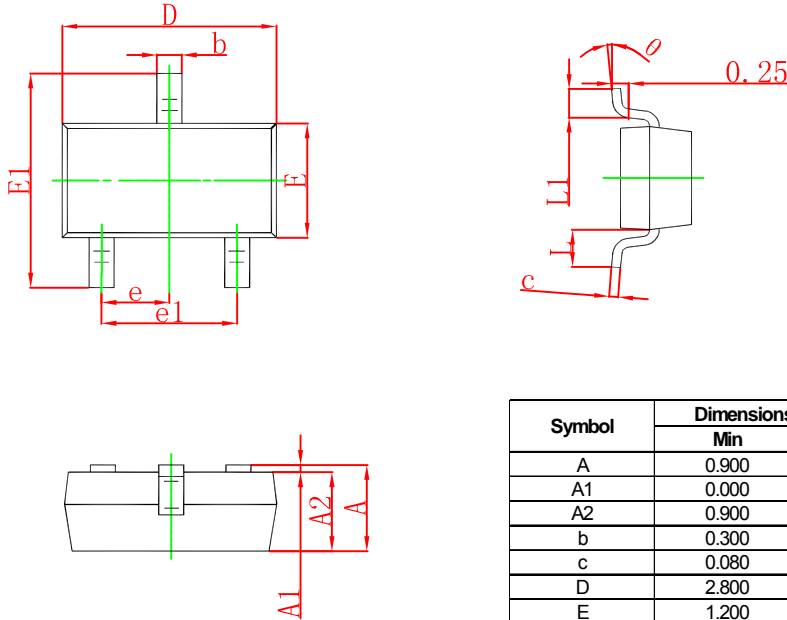


Figure6. Gate Threshold vs. Junction Temperature

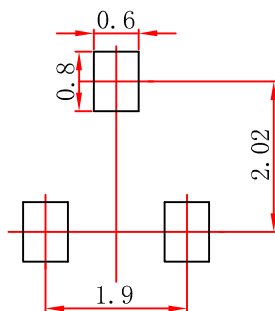


SOT-23 Package Outline Dimensions



Symbol	Dimensions In Millimeters		Dimensions In Inches	
	Min	Max	Min	Max
A	0.900	1.150	0.035	0.045
A1	0.000	0.100	0.000	0.004
A2	0.900	1.050	0.035	0.041
b	0.300	0.500	0.012	0.020
c	0.080	0.150	0.003	0.006
D	2.800	3.000	0.110	0.118
E	1.200	1.400	0.047	0.055
E1	2.250	2.550	0.089	0.100
e	0.950 TYP		0.037 TYP	
e1	1.800	2.000	0.071	0.079
L	0.550 REF		0.022 REF	
L1	0.300	0.500	0.012	0.020
θ	0°	8°	0°	8°

SOT-23 Suggested Pad Layout



Note:

1. Controlling dimension: in millimeters.
2. General tolerance: $\pm 0.05\text{mm}$.
3. The pad layout is for reference purposes only.



Attention

- Any and all HUA XUAN YANG ELECTRONICS products described or contained herein do not have specifications that can handle applications that require extremely high levels of reliability, such as life-support systems, aircraft's control systems, or other applications whose failure can be reasonably expected to result in serious physical and/or material damage. Consult with your HUA XUAN YANG ELECTRONICS representative nearest you before using any HUA XUAN YANG ELECTRONICS products described or contained herein in such applications.
- HUA XUAN YANG ELECTRONICS assumes no responsibility for equipment failures that result from using products at values that exceed, even momentarily, rated values (such as maximum ratings, operating condition ranges, or other parameters) listed in products specifications of any and all HUA XUAN YANG ELECTRONICS products described or contained herein.
- Specifications of any and all HUA XUAN YANG ELECTRONICS products described or contained herein stipulate the performance, characteristics, and functions of the described products in the independent state, and are not guarantees of the performance, characteristics, and functions of the described products as mounted in the customer's products or equipment. To verify symptoms and states that cannot be evaluated in an independent device, the customer should always evaluate and test devices mounted in the customer's products or equipment.
- HUA XUAN YANG ELECTRONICS CO.,LTD. strives to supply high-quality high-reliability products. However, any and all semiconductor products fail with some probability. It is possible that these probabilistic failures could give rise to accidents or events that could endanger human lives, that could give rise to smoke or fire, or that could cause damage to other property. When designing equipment, adopt safety measures so that these kinds of accidents or events cannot occur. Such measures include but are not limited to protective circuits and error prevention circuits for safe design, redundant design, and structural design.
- In the event that any or all HUA XUAN YANG ELECTRONICS products(including technical data, services) described or contained herein are controlled under any of applicable local export control laws and regulations, such products must not be exported without obtaining the export license from the authorities concerned in accordance with the above law.
- No part of this publication may be reproduced or transmitted in any form or by any means, electronic or mechanical, including photocopying and recording, or any information storage or retrieval system, or otherwise, without the prior written permission of HUA XUAN YANG ELECTRONICS CO.,LTD.
- Information (including circuit diagrams and circuit parameters) herein is for example only ; it is not guaranteed for volume production. HUA XUAN YANG ELECTRONICS believes information herein is accurate and reliable, but no guarantees are made or implied regarding its use or any infringements of intellectual property rights or other rights of third parties.
- Any and all information described or contained herein are subject to change without notice due to product/technology improvement, etc. When designing equipment, refer to the "Delivery Specification" for the HUA XUAN YANG ELECTRONICS product that you intend to use.