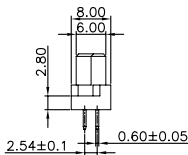
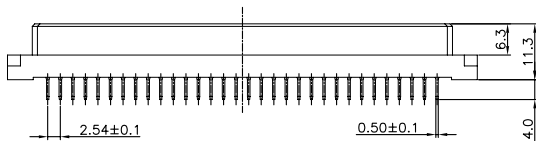
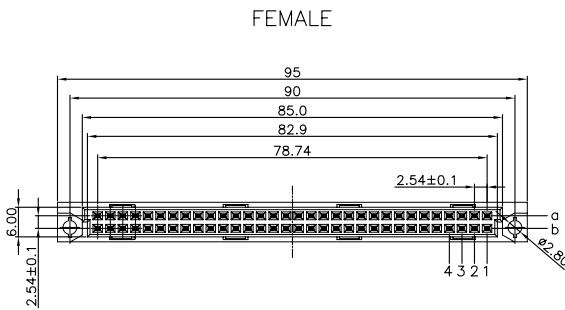
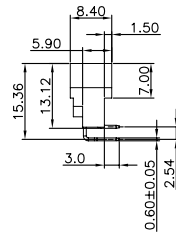
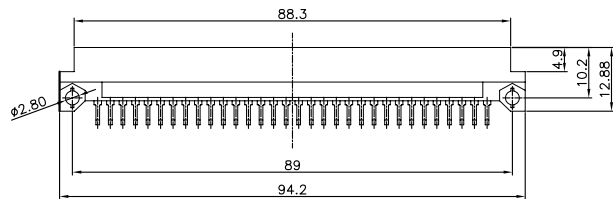
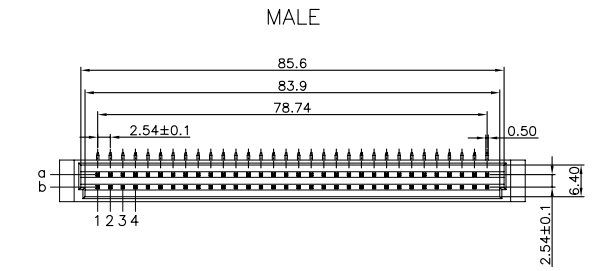


REV.	DESCRIPTION	DRAWN	CHECKED	APPROVED
				LJC 07/04/05



NOTES:

1. SPECIFICATIONS

- . Contact Resistance: 30mΩ max.
- . Insulator Resistance: 1000MΩ min.at DC 500V
- . Current Rating: 2Amps
- . Dielectric withstanding voltage: AC 500V For 1 minute
- . Operating Temperature: -20°C to +70°C
- . Contact: Copper alloy
- . Housing: PBT

2. Product Unmber code:

DS1118 - X X X X X

- Column with Contacts type
1: 1-3 type
2: 2-4 type
3: 1-2-3 type
- Rows with Contacts type
1: a type(1 row with contact)
2: ab type(2 rows with contact)
- Mounting type
R: right angle type
V: V/T type
- Contact plating
6: full Tin plating
0: selective gold flash
- Connector type
M: male F: female
- No. of contacts
64 32
- Series No.
DS1118

GENERAL TOLERANCE		ANGLE TOLERANCE		PROJECTION	TITLE
X.	±0.60	X.	±5°		DIN 41612 B TYPE(2ROWS)
.X	±0.38	.X	±3°	UNITS	mm
.XX	±0.25	.XX	±2°	SHEET SIZE	A4
DRAWING TYPE		CUSTOMER		SERIES	DS1118 SERIES
SCALE		1:1	SHEET	1 OF 1	
DRAWING NO.		C-DS1118-XXXXXXX			
				DIN41612 2*16 32	DIN41612 2*16 32 .
				DIN41612 2*32 32	DIN41612 2*32 32 .
				DIN41612 2*32 64	DIN41612 2*32 64 .