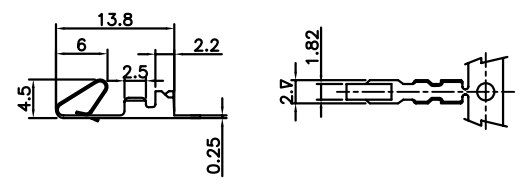


REV.	DESCRIPTION	DRAWN	CHECKED	APPROVED
A	NEW RELEASE	HP 29/06/05		

Female Terminal



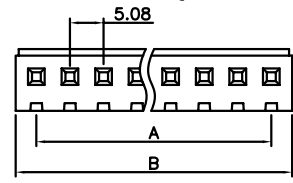
Female Terminal

Wire Range		O.D of Wire
Section Area (mm ²)	AWG#	mm
0.2~0.75	24~18	1.3~2.8

NOTES:

- MAIN SPECIFICATIONS
 - Housing material: NYLON 66
 - Wire range: AWG#24~#18
 - Rated voltage: 250V
 - Rated current: 1A
 - Contact resistance: ≤ 30mΩ
 - Insulation resistance: ≥ 1000MΩ
 - Withstanding voltage: 500V, AC 1 minute
 - Temperature range: -25 ~ +85°C
 - Recommend PC board thickness: 1.6mm

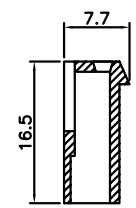
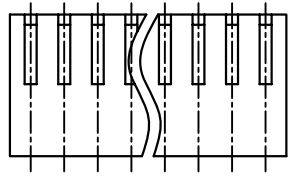
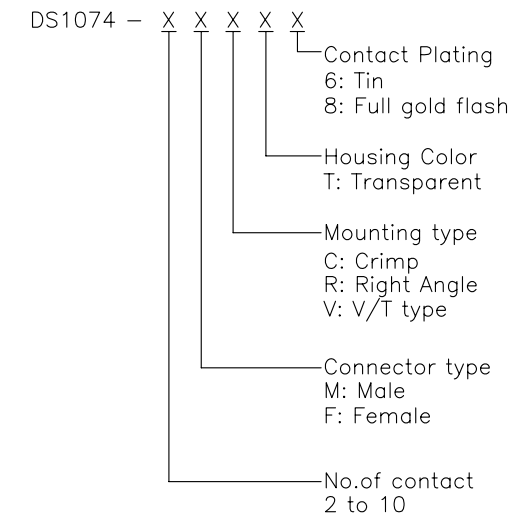
Female Housing



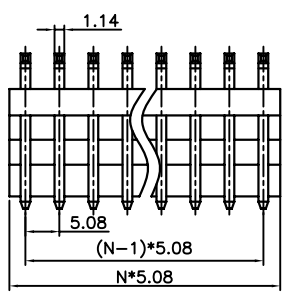
Female Housing

Position	Dimension	
	A	B
2	5.08	10.2
3	10.16	15.3
4	15.24	20.4
5	20.32	25.5
6	25.40	30.5
7	30.48	35.6
8	35.58	40.7
9	40.64	45.8
10	45.72	50.9

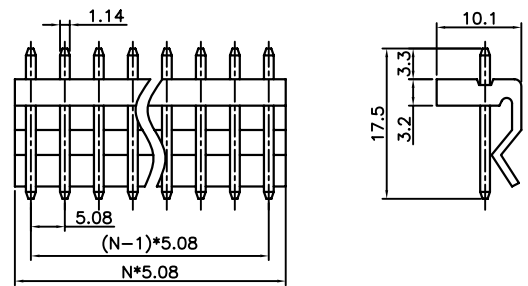
2. PRODUCT NUMBER CODE:



Male Right Angle



Male V/T TYPE



N: No. of contacts

GENERAL TOLERANCE		ANGLE TOLERANCE		PROJECTION	UNIT	TITLE				
X.	±0.60	X.	±5°	mm	P.C.B CONNECTOR Pitch 5.08mm					
.X	±0.38	.X	±3°	A4	SERIES	DS1074				
.XX	±0.25	.XX	±2°		MPW-02	MPW-04R	MPW-07	MPW-09R	MHU-04	MHU-09
DRAWING TYPE		CUSTOMER			MPW-02R	MPW-05	MPW-07R	MPW-10	MHU-05	MHU-10
SCALE		1:1	SHEET	1 OF 1	MPW-03	MPW-05R	MPW-08	MPW-10R	MHU-06	
DRAWING NO.		C-DS1074-XXXXX			MPW-03R	MPW-06	MPW-08R	MHU-02	MHU-07	
					MPW-04	MPW-06R	MPW-09	MHU-03	MHU-08	