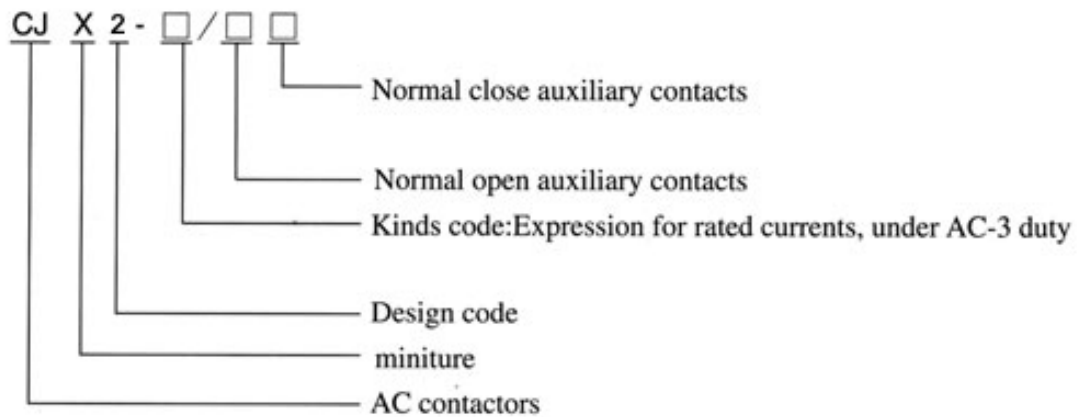


Application

CJX2(LC1-D) series A.C. contactors are suitable for frequency 50/60Hz, rated insulation voltage up to 1000V, rated operation current 9~330A under AC-3 duty. It is mainly used for making/breaking electric circuits at a long distance & for frequent starting/stopping & controlling A.C. Motors. It is used in combination with thermal relay to compose a magnetic motor starter, so. The products accords with such standards as IEC60947-4-1 & GB14048.4.

Type and meanings



CJX2-09,12



CJX2-16(18)



CJX2-25



CJX2-32



CJX2-40,50,63



CJX2-80,95

Specification

Type	Conventional thermal current (A)	Rated operating current(A)			Power of controllable motor(kW)		
		380V	660V	1000V	380V	660V	1000V
CJX2-9	20	9	6.6	-	4	5.5	-
CJX2-12	20	12	8.9	-	5.5	7.5	-
CJX2-16	32	16	10.6	-	7.5	9	-
CJX2-25	40	25	18	-	11	15	-
CJX2-32	50	32	21	-	15	18.5	-
CJX2-40	60	40	34	-	18.5	30	-
CJX2-50	80	50	39	-	22	33	-
CJX2-63	80	63	42	-	3.	37	-
CJX2-80	125	80	49	-	37	45	-
CJX2-95	125	95	49	-	45	45	-
CJX2-115	200	115	65	40	55	80	65
CJX2-150	200	150	80	50	75	100	65
CJX2-185	275	185	95	65	90	100	100
CJX2-225	275	225	115	80	110	129	100
CJX2-265	315	265	150	95	132	160	147
CJX2-330	380	330	185	115	160	220	160

Technical data of the auxiliary contacts

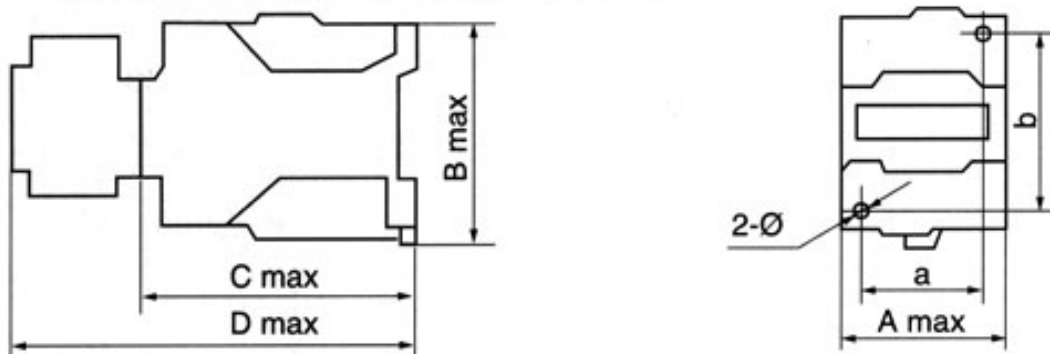
Utilization category	AC-15	DC-13
Rated operating voltage(V)	660	
Rated operating voltage(V)	380	220
Conventional thermal current(A)	10	
Rated operating current(A)	0.95	0.15
Control capacity	360VA	33W

Voltage of control coil and power

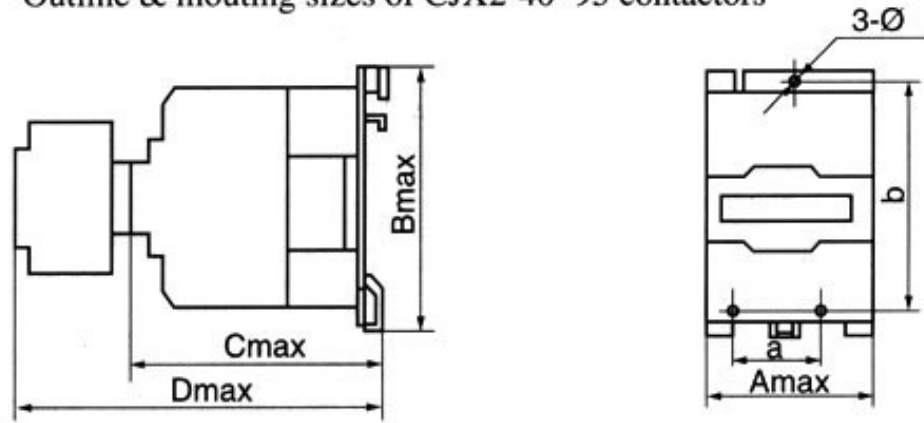
Type	Control voltage(V)	Control capacity	
		Starting(VA)	Attracting(VA)
CJX2-9-16	24,36,48,110,127,220,380	60	7
CJX2-25-32		90	7.5
CJX2-40-95		200	20
CJX2-115-150	110,127,220,380	660	54
CJX2-185-225		966	66
CJX2-265	110,127	720	10
CJX2-330	220,380	840	12

Outline and installation dimensions

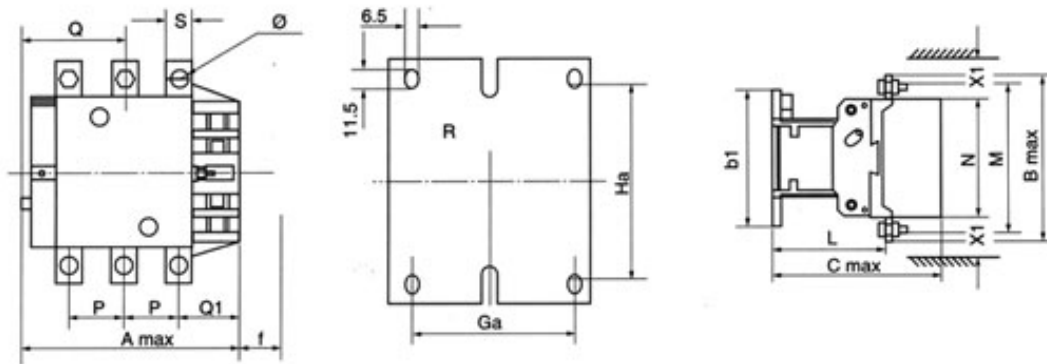
Outline & mounting sizes of CJX2-9~32 contactors



Outline & mounting sizes of CJX2-40~95 contactors



Outline & mounting sizes of CJX2-115~330 contactors



Type	A	B	C	b1	P	Q	S	Q1	M	H	L	яа	f	X1	Ga	Ha
CJX2-115	167	163	172	137	37	70	20	60	147	124	107	M6	131	10	80	110
CJX2-150	167	171	172	137	40	70	20	57.5	150	124	107	M8	131			
CJX2-185	171	174	183	137	40	71	20	59.5	154	127	113.5	M8	131			
CJX2-225	171	197	183	137	48	71	20	51.5	172	127	113.5	M10	131			
CJX2-265	204	203	215	145	48	87	25	66.5	178	147	141	M10	147	15	96	
CJX2-330	213	206	220	145	48	91	25	74	181	158	145	M10	147			